

The background of the entire slide is a dark blue gradient with a white wireframe pattern of jagged mountain peaks.

# **RFID**

---

# JOURNAL

---

## DIGITAL SUMMIT

**MAY 10 - 13, 2021**

# IoT Delivers for Schwan

Larry Gaskin

Sr. Director of Warehouse Operations and Facilities Operations

Schwan's Home Delivery



# About Schwan's

Schwan's Home Delivery is the largest Direct – to – Home delivery company in the United States. 70 years ago, we launched as a single milk and ice cream delivery business in Marshall, Minn., selling the families dairy products.

Now we have 304 locations across the country with over 3200 route trucks.



# About Schwan's

With our complex delivery model in a variety of regions all over the country, we need a tool that assist us in ensuring our product meet temperature standards and to meet the needs of our growing business, we partnered with Digi – Smart Sense.



## Schwan's Home Delivery Issues

- Manual Weekend Temp Checks
- After hours protection
- Error-prone paper processes
- Temp irregularities
- Manual Process

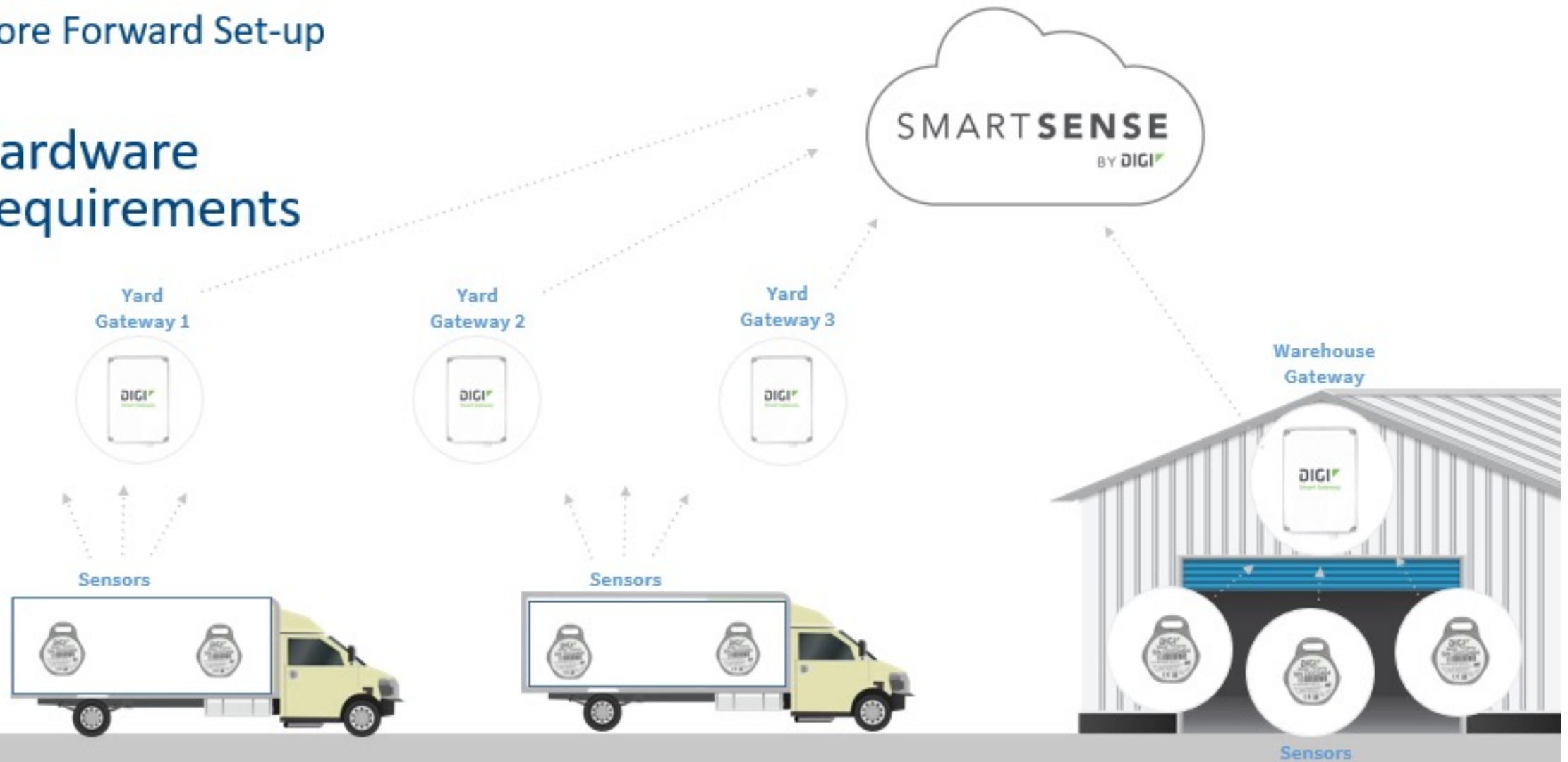
## Digi – SmartSense Solutions

- Automatic temp monitoring
- Real Time Alerts
- Digital Processes
- Improved QA
- Online tracking



## Store Forward Set-up

## Hardware Requirements



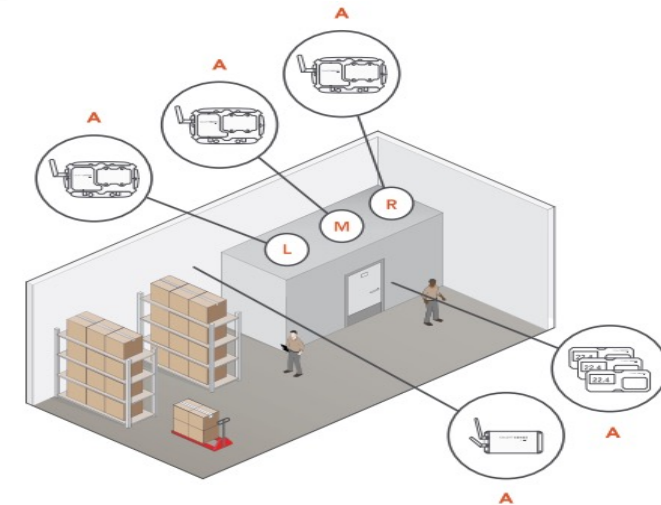
# Z Sensors for Warehouse



- **Digital Faceplate**  
See temperature outside of freezer
- **Replaceable Batteries**  
No replacements after battery dies; when refresh is due, saving on 15% of replacement cost
- **Battery Back Up**  
Z equipment has store-and-forward technology, and the gateway has a built-in battery pack
- **Upgraded Platform**  
Warehouse hosted on newly released platform, migrate loggers when developed


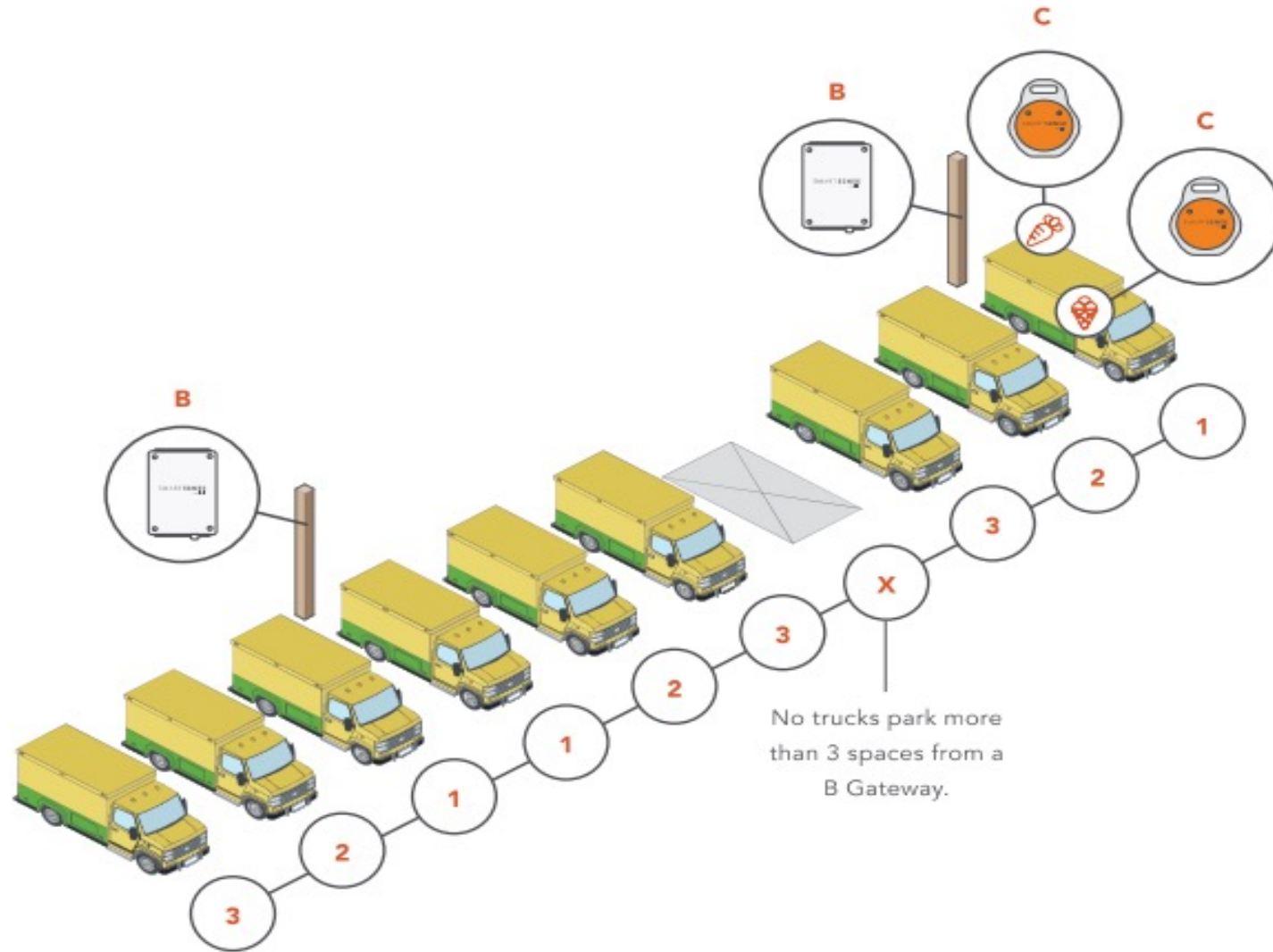


11





# Temperature Monitoring Installation Overview





# Automated, configurable Alerts

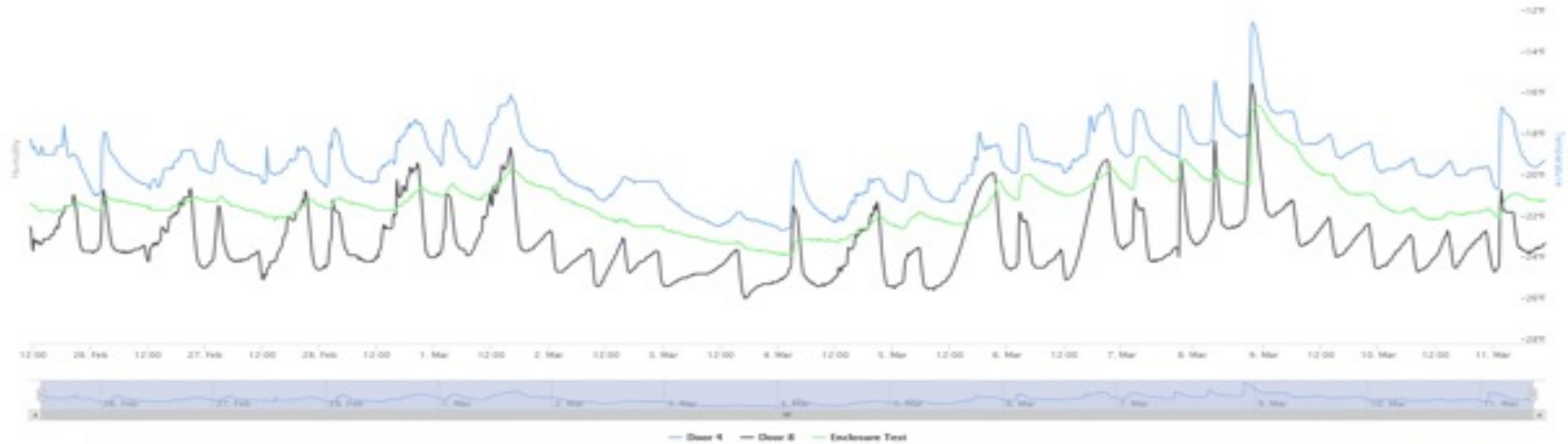
- Alert triggers defined by sensor
- Triggers often defined by:
  - Type of Product: frozen, refrigerate, produce, etc.
  - Defrost Cycles
  - Time of Day: business vs. off hours
- Configurable email and text alerts sent immediately based on hierarchy
- Alert acknowledgement through corrective action
- Alerts can also be integrated into other systems (e.g., security systems)



AM Testimonial – Tory Waconia AM “ I now check my Freezer and Truck Temperatures from home on the weekend, I actually look at it more then before, because of the ease of the APP. My Fiancé and family love the uninterrupted weekend time. The alerts have saved me several potential melt downs and alerts me if a truck leaves the lot on the weekend”

# Data downloaded from a truck once back at depot / bay

515783 - VE515783  
Total Temperature Sensors: 3

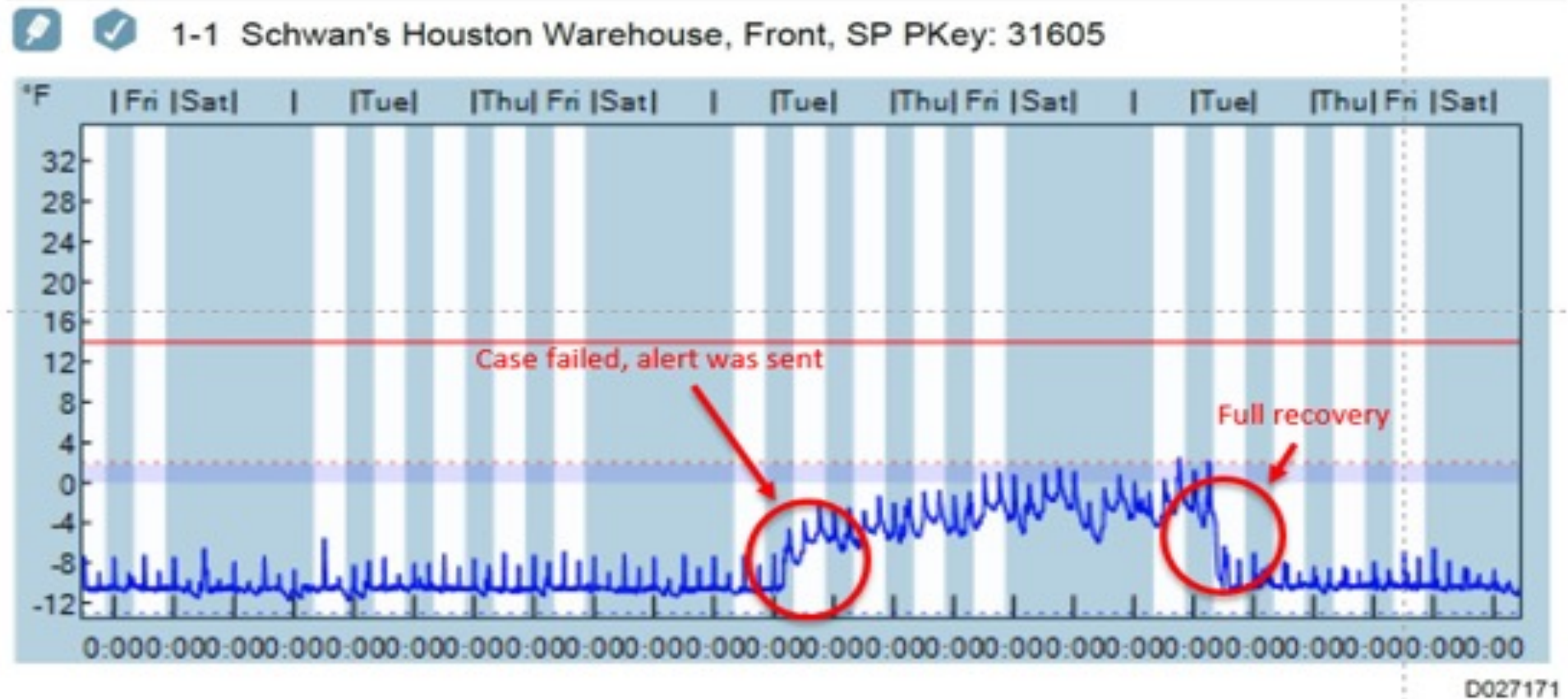


Status	Profile	Temp	Location	Unit	SP Name	Sensor ID	Data age	Details
		-18.1°F	515783-1	VE515783	Door 4	0080385	0h 00m	<a href="#">Get Graph</a>
		-23.2°F	515783-2	VE515783	Door 8	0082108	0h 35m	<a href="#">Get Graph</a>
		-25.1°F	515783-3	VE515783	Enclosure Test	0075342	0h 12m	<a href="#">Get Graph</a>



# Warehouse Temperature Save

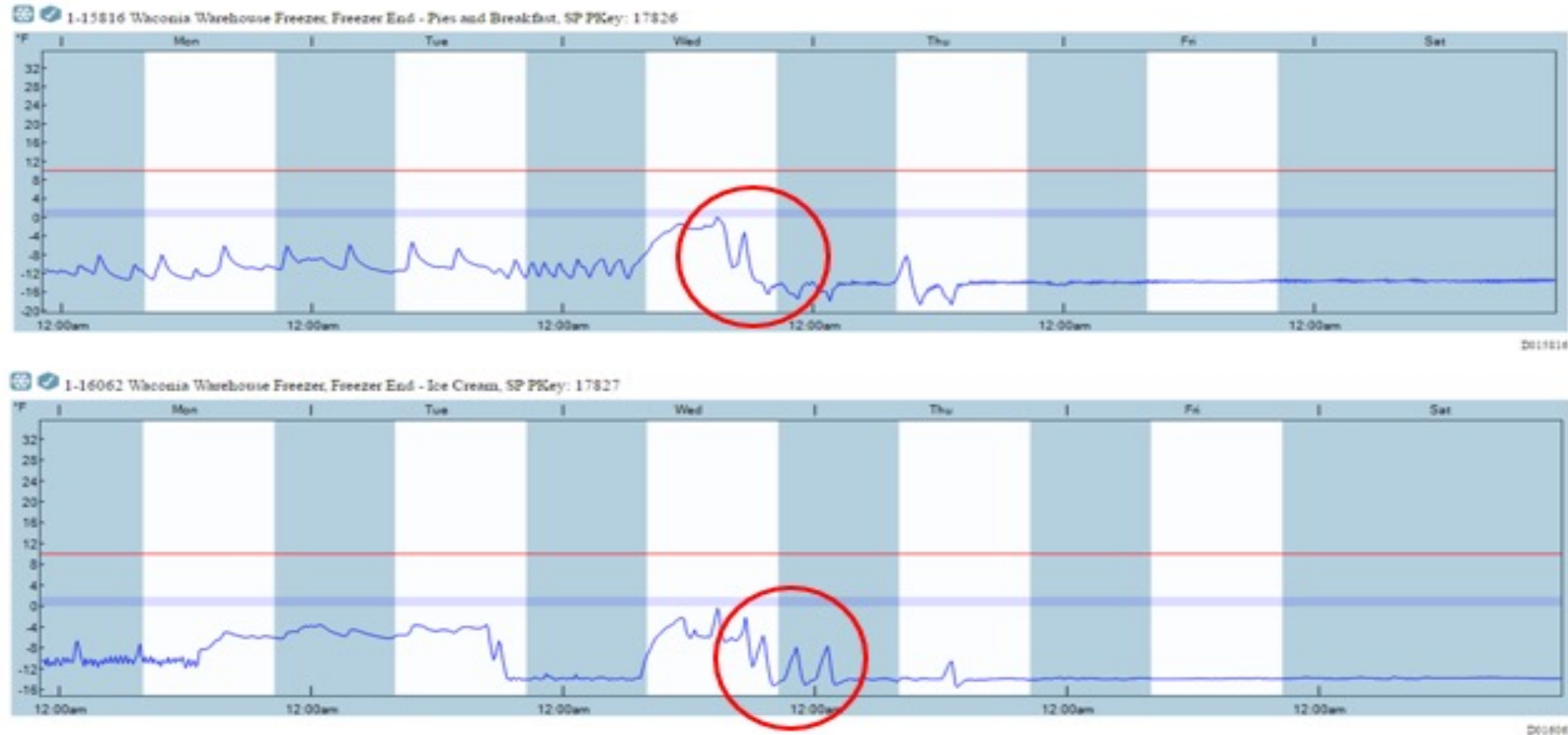
- Compressors failed at SHD Houston Warehouse
- Digi alerted employees to respond before product was lost





# Waconia Walk-in issues found by Digi - SmartSense

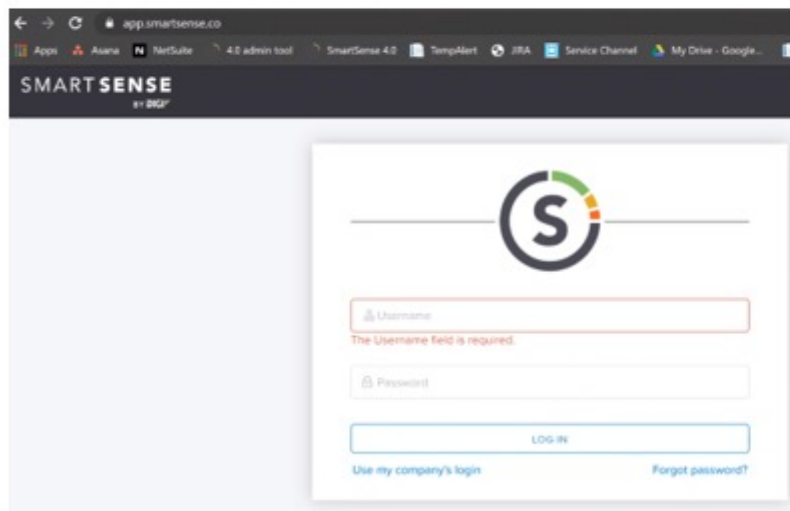
- Compressor units replaced Dec 7<sup>th</sup>



## Warehouse: Accessing the SmartSense Dashboard

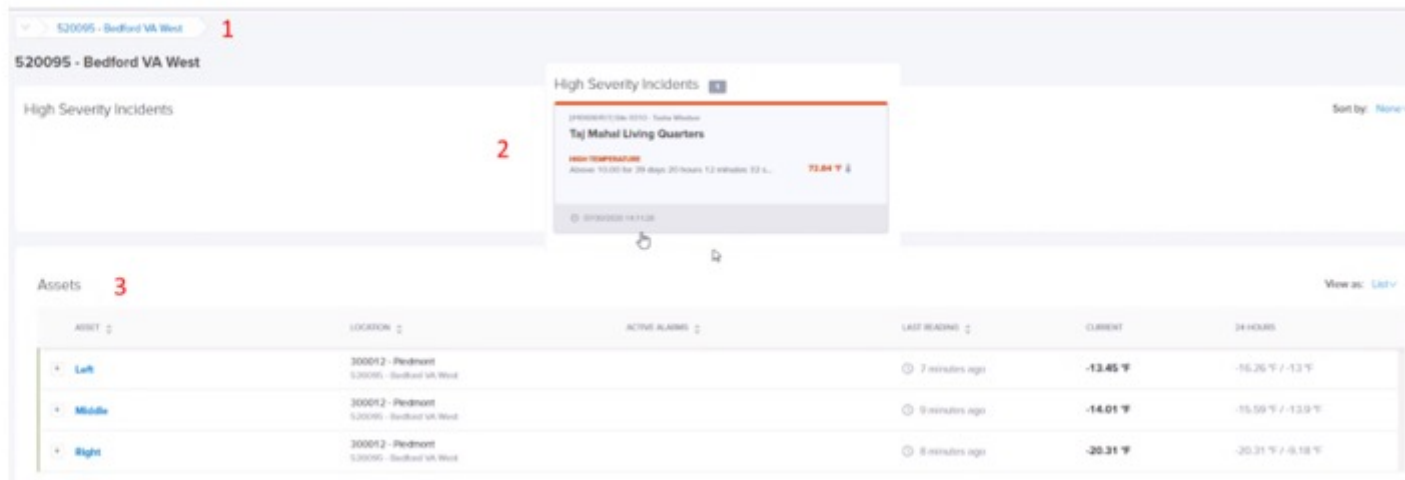
### Logging into the SmartSense Dashboard

- Open Google Chrome
- Go to:  
<https://app.smartsense.co/>
- Enter Username
  - Facility number (52 number)
- Enter Password
- Click Log In



### Dashboard View


- Those with Depot Level Access will only see their depot (1)
- Alerts will be displayed at the top (2)
- Assets (sensors) will be displayed at the bottom (3) and show:
  - Last reading
  - Current temp
  - 24 hour highs & lows



## Warehouse: Accessing the SmartSense Mobile Application

### Download the Application

- Go to your Apple or Android store and download the SmartSense App



### Access the Application

- **Enter Username**
  - Facility number (52 number)
- **Enter Password**
  -
- **Click Login**
  
- Then, **select** your location (depots will only see their location, those with greater access will see multiple locations)

The image shows the SmartSense login screen. At the top, it says 'SMART SENSE by DIGI' and 'Food Safety and Operations Management'. Below this are input fields for 'Username' and 'Password', followed by a blue 'Login' button. At the bottom, there is a link 'Use my company's login' and 'SmartSense Support'.The image shows the SmartSense location selection screen. At the top, it says 'Select Location' with a back arrow and a refresh icon. Below this is a list of locations, with '520095 - Bedford VA West' selected and highlighted in blue.



# THANK YOU

**RFID**  
JOURNAL  
DIGITAL SUMMIT